

Outline:

- Special materials eliminate all thermal aging issues.
- High inductance, high current
- Assemblage design, sturdy structure
- Temperature rise current and saturation current is less influenced by environment.

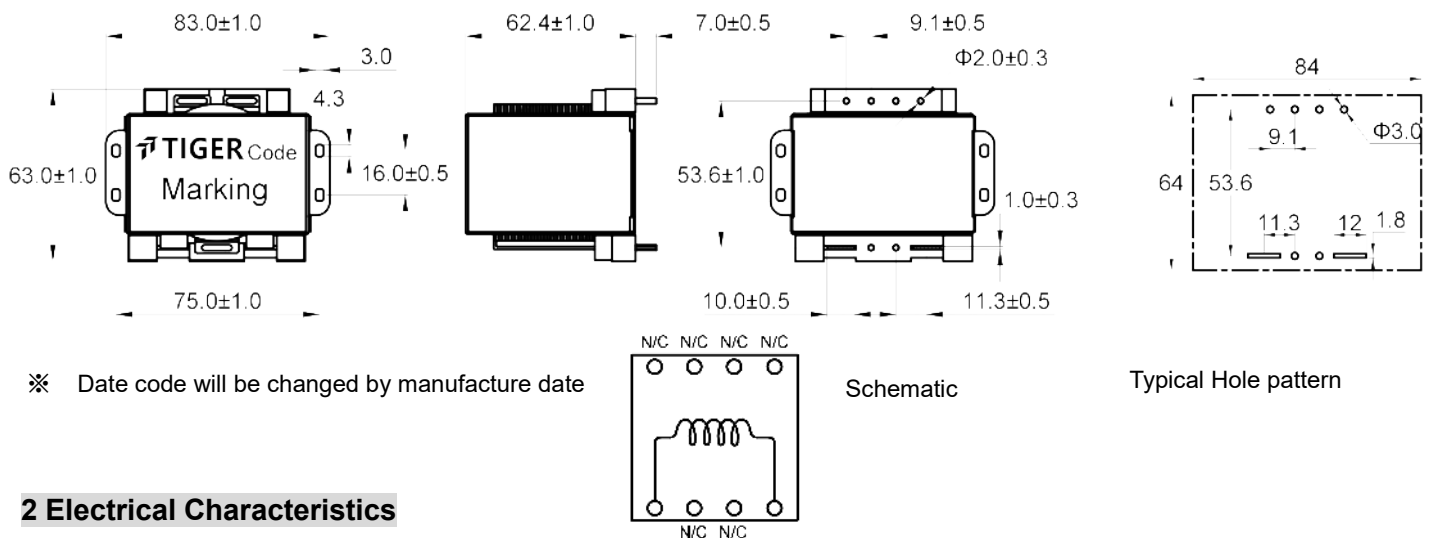
Features:

- Core material: Composite
- Environmental: RoHS compliant, halogen free
- Weight: 1014g
- Moisture Sensitivity: Level (MSL) 1 (unlimited floor life at <30°C / 85% relative humidity)
- Operating temperature range: -55°C ~ +150°C (including coil's self temperature rise).
- Storage temperature range: -40°C ~ +125°C

Application:

- PV inverter/ Industrial control/ New energy
- DC /DC converters/Motherboards/Filter
- High current switching regulators/Polyphase-switching regulators

1 Product Dimensions (mm)



2 Electrical Characteristics

Part No.	Inductance (μH)※1 ± 20%	D.C.R. (mΩ)		Isat (A)※2 Typical	Irms (A) ※3 Typical
		Typical	Max		
TGIS6560-301M	300	9.66	11.6	27.0	25.0

All data is tested on 25°C ambient temperature

- Inductance measure condition at 1kHz, 1.0V
- Isat: the actual value of DC current when the Inductance decrease 30% of its initial Value
- Irms: The actual value of DC current when the Temperature rise is ΔT50°C (Ta=25°C)

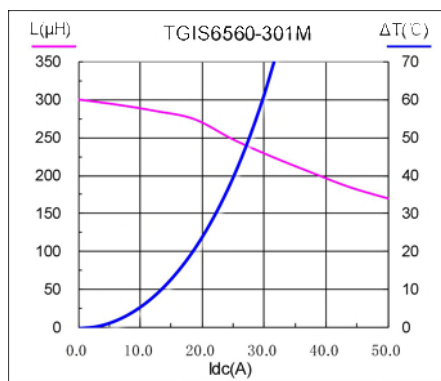
3 How to Order:

Model TGIS6560-301M

Dimensions

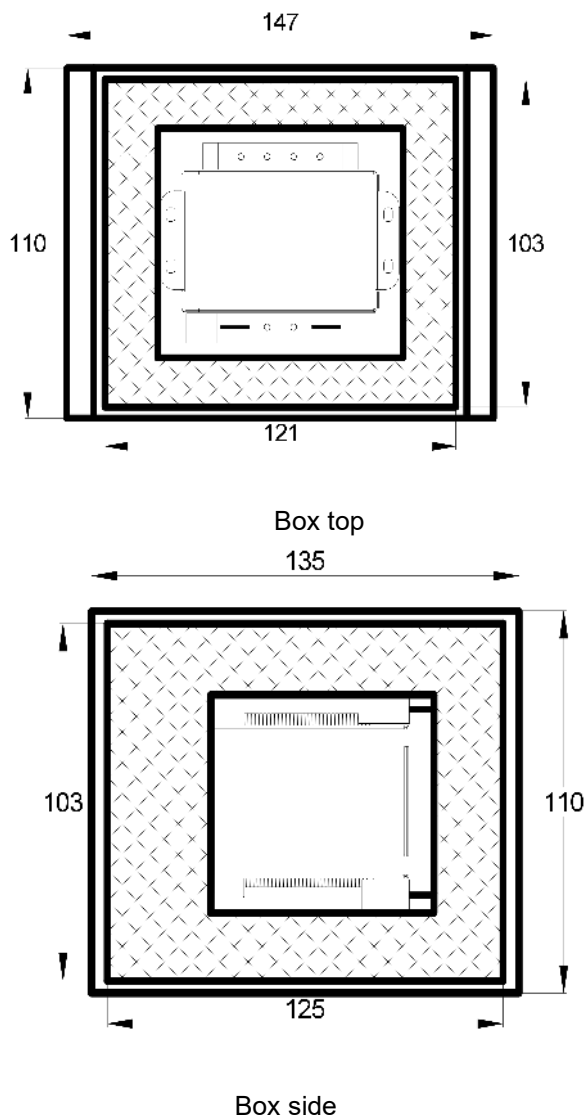
Value Code

4 Saturation Current vs Temperature Rise Current Curve

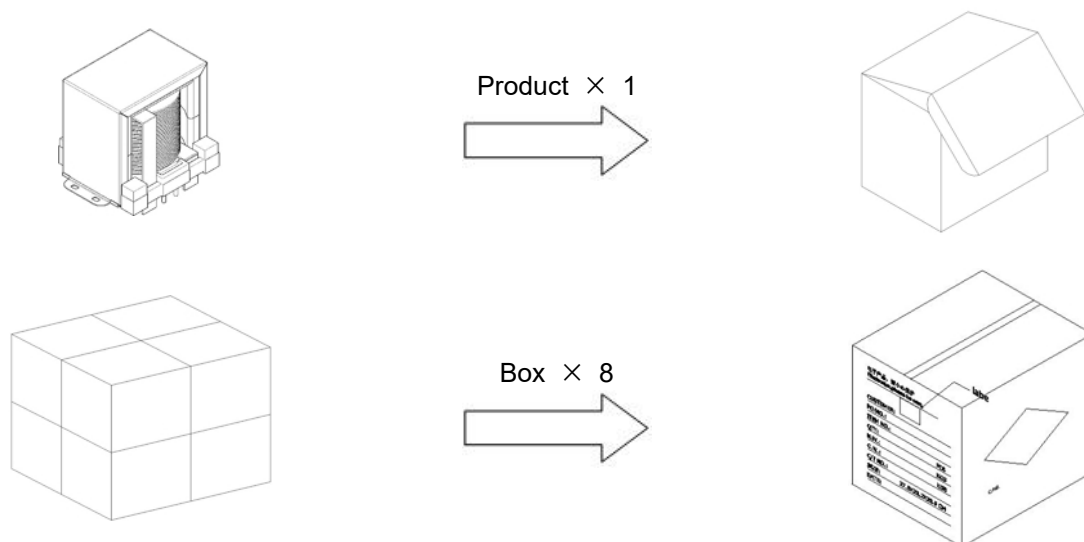


5 Packing Specification

5.1 Packing box dimensions (mm)



5.2 Packing



5.3 Carton dimensions and packing quantity

■ Inner Carton : 147×110×135mm ■ Out Carton : 320×295×365mm

Product Series	Inner Carton Quantity	Out Carton Quantity
CPFS6560	1 pcs	(1×8) = 8pcs

5.4 Label making

The following items will be marked on the tray of product label and shipping label.

Production Label
■ Packing No.
■ Quantity
■ Shipment Date
■ Part No.
■ Customer Part No.
■ Customer Po No.

Shipping Label
■ Packing No.
■ Quantity
■ Shipment Date
■ Part No.
■ Customer Part No.
■ Customer Po No.

6 Notice of Use

- 6.1 Special remind: Circuit design, component placement, PCB size and thickness, cooling system and etc. all will affect the product temperature. Please verify the product temperature in the final application.
- 6.2 Product in packing storage condition: temperature $5\sim 40^{\circ}\text{C}$, $\text{RH}\leq 70\%$.
If taking out for use, the remaining products should be sealed in plastic bags and preserved in accordance with the above conditions, to avoid oxidation of terminals (electrodes), affecting soldering status.
- 6.3 A storage of Codaca Electronic products for longer than 12 months is not recommended, Within other effects, the terminals may suffer degradation, resulting in bad solderability. Therefore, all products shall be used within the period of 12 months based on the day of shipment.
- 6.4 Do not keep products in unsuitable storage conditions, such as areas susceptible to high temperatures, high humidity, dust or corrosion.
- 6.5 Always handle products with care.
- 6.6 Don't touch electrodes directly with bare hands as oil secretions may inhibit soldering.
Always ensure optimum conditions for soldering.
- 6.7 When this product will be used on a similar or new project to the original one, sometimes it might be unable to satisfy the specifications due to different condition of usage.
- 6.8 This inductor itself does not have any protective function in abnormal condition, such as overload, short-circuit, open-circuit conditions, etc. Therefore, it shall be confirmed that there is no risk of smoke, fire, dielectric withstand voltage, insulation resistance, etc., or use in abnormal conditions protective devices or protection circuit in the end product.
- 6.9 Hi-Pot test with higher voltage than spec value will damage insulating material and shorten its life.
- 6.10 If using in potting compound, the magnet wire coating might be damaged, please consult with us.
- 6.11 Refrain from rinsing coils. If necessary, please consult with us.