



Outline:

- Improving sound quality by using Oxygen Free Copper(OFC)wire
- High inductance, high current, low magnetic loss, low ESR, small parasitic capacitance
- Magnetically Shielded structure with low magnetic flux leakage
Low DC resistance, Support High-currents

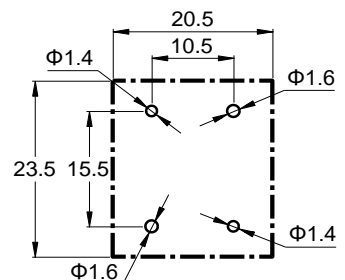
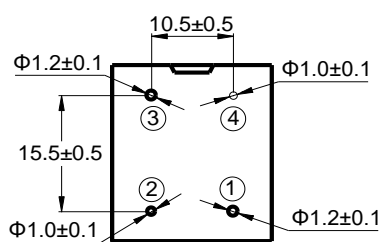
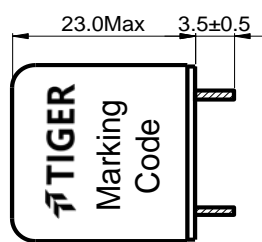
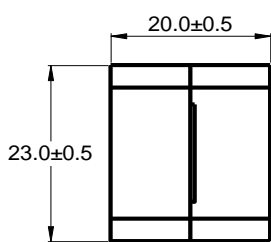
Features:

- Core material: Ferrite
- Environmental: RoHS compliant, halogen free
- Weight: 36.96g
- Moisture Sensitivity: Level (MSL) 1
(unlimited floor life at $<30^{\circ}\text{C}$ /85% relative humidity)
- Operating temperature range: $-40^{\circ}\text{C} \sim +125^{\circ}\text{C}$
(including coil's self temperature rise).
- Storage temperature range: $-40^{\circ}\text{C} \sim +125^{\circ}\text{C}$

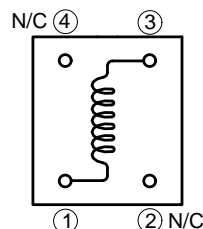
Application:

- Designed Best suited as LPE Inductor for Digital Amplifier (Class-D Amp)
- Support high-output of AV Amplifiers and Car Amplifiers and so on

1 Product Dimensions (mm)



※ Date code will be changed by manufacture date



Schematic

Typical Hole Pattern

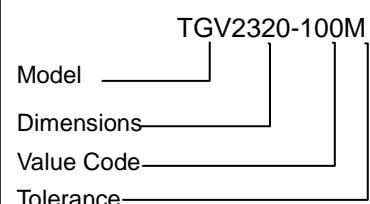
2 Electrical Characteristics

Part No.	Inductance (μH)※1 $\pm 20\%$	D.C.R. (m Ω)		Isat (A)※2 Typical	I _{rms} (A) ※3 Typical
		Typical	Max		
TGV2320-100M	10.0	7.80	9.30	43.0	14.0
TGV2320-120M	12.0	7.80	9.30	37.0	14.0
TGV2320-150M	15.0	7.80	9.30	30.4	14.0
TGV2320-180M	18.0	7.80	9.30	25.7	14.0
TGV2320-220M	22.0	7.80	9.30	21.0	14.0
TGV2320-330M	33.0	7.80	9.30	13.6	14.0

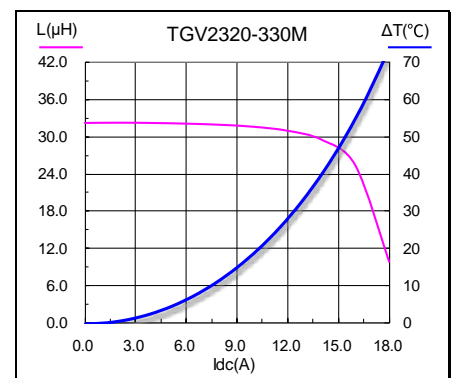
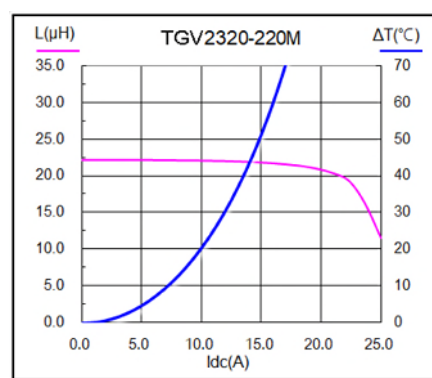
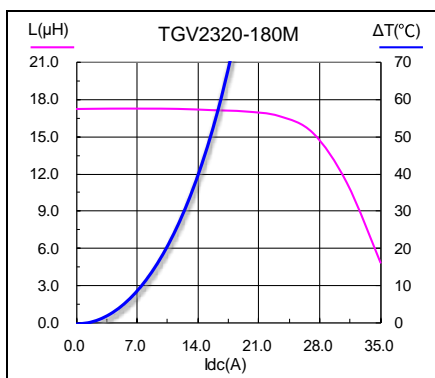
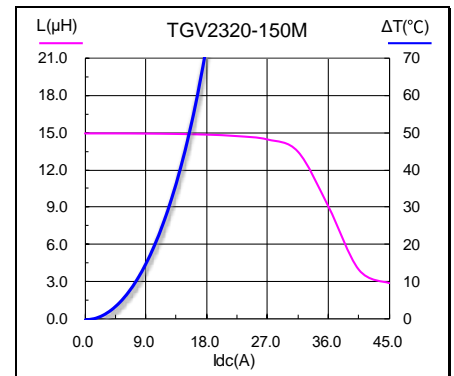
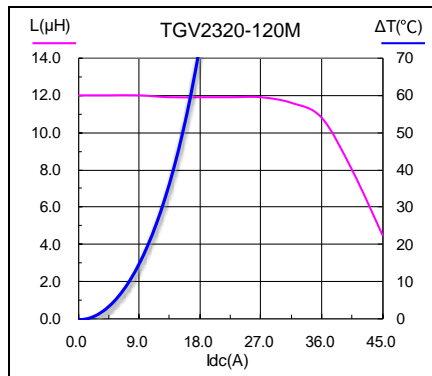
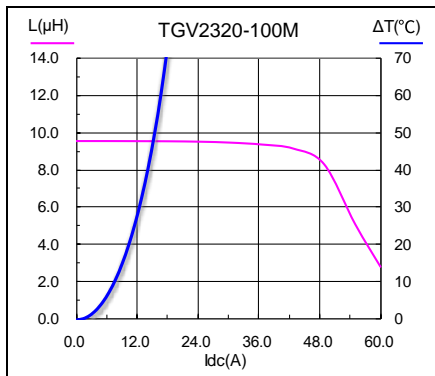
All data is tested on 25°C ambient temperature

- Inductance measure condition at 1kHz, 1V
- Isat: the actual value of DC current when the Inductance decrease 25% of its initial Value
- I_{rms}: The actual value of DC current when the Temperature rise is $\Delta T 40^{\circ}\text{C}$ ($T_a = 25^{\circ}\text{C}$)

3 How to Order:

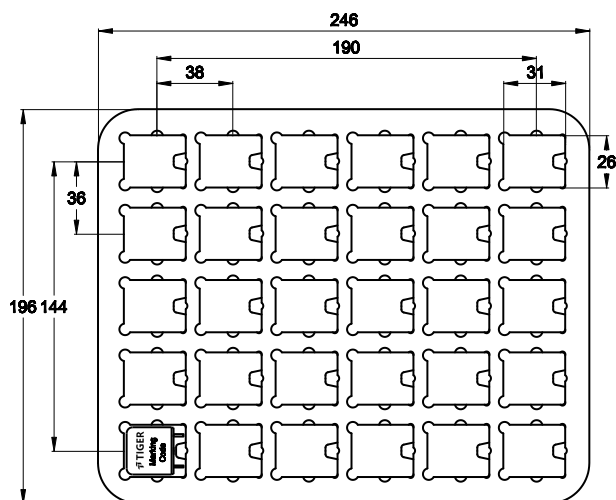


4 Saturation Current vs Temperature Rise Current Curve

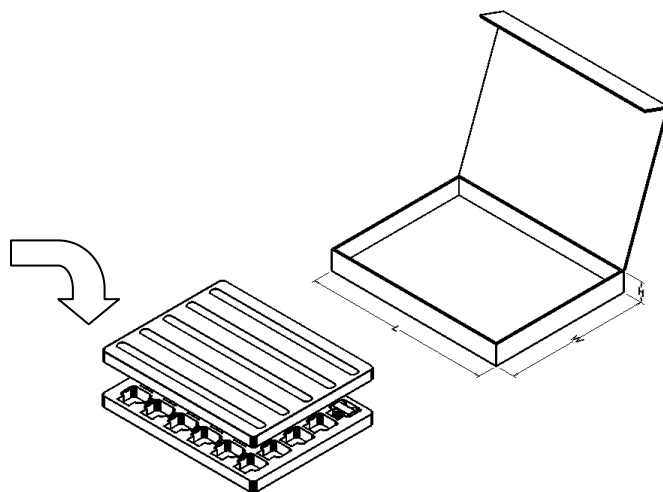


5 Packing Specification

5.1 Plastic Tray Dimensions (mm)

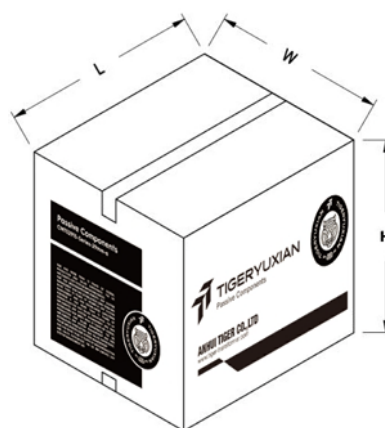
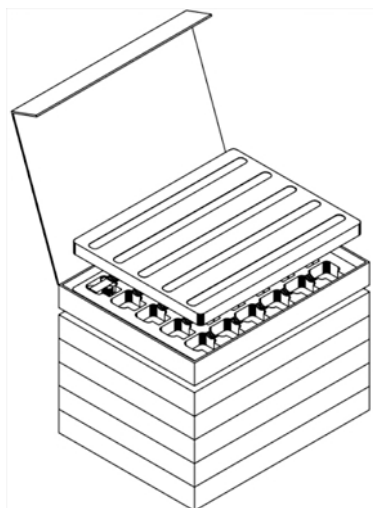


Packaging Unit (Pcs)	Material
30	APET



L typ	W typ	H typ	No. of Tray (Pcs)	Packaging Unit(Pcs)	Material
265	205	25	1	30	Paper

5.2 Packing(mm)



L typ	W typ	H typ	No. of Inner Carton	Packaging Unit(Pcs)	Material
275	232	255	9	270	Paper

6 Notice of Use

- 6.1 Special remind:Circuit design, component placement, PCB size and thickness, cooling system and etc. all will affect the product temperature. Please verify the product temperature in the final application.
- 6.2 Product in packing storage condition:temperature 5~40°C, RH≤70%.
If taking out for use, the remaining products should be sealed in plastic bags and preserved in accordance with the above conditions, to avoid oxidation of terminals (electrodes), affecting soldering status.
- 6.3 A storage of Codaca Electronic products for longer than 12 months is not recommended, Within other effects, the terminals may suffer degradation, resulting in bad solderability. Therefore, all products shall be used within the period of 12 months based on the day of shipment.
- 6.4 Do not keep products in unsuitable storage conditions, such as areas susceptible to high temperatures, high humidity, dust or corrosion.
- 6.5 Always handle products with care.
- 6.6 Don't touch electrodes directly with bare hands as oil secretions may inhibit soldering.
Always ensure optimum conditions for soldering.
- 6.7 When this product will be used on a similar or new project to the original one,
sometimes it might be unable to satisfy the specifications due to different condition of usage.
- 6.8 This inductor itself does not have any protective function in abnormal condition, such as overload, short-circuit, open-circuit conditions, etc. Therefore, it shall be confirmed that there is no risk of smoke, fire, dielectric withstand voltage, insulation resistance, etc., or use in abnormal conditions protective devices or protection circuit in the end product.
- 6.9 Hi-Pot test with higher voltage than spec value will damage insulating material and shorten its life.
- 6.10 If using in potting compound, the magnet wire coating might be damaged, please consult with us.
- 6.11 Refrain from rinsing coils. If necessary, please consult with us.